



Forecast Area

©Seznam.cz 2023



# Gudauri

Wind slabs remain a problem especially around ridgelines. A moderate rating is not low - it still means human-triggered avalanches are possible in specific areas. There is also a chance that a small avalanche could trigger the deep slab in isolated areas, so don't be complacent. Keep in mind that wind slabs may be difficult to identify now as they may be covered by light 31st of March snow.

Forecast issued at: **31-Mar-2023 21:00**

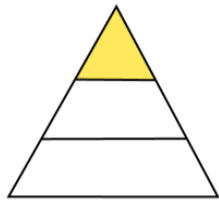
Forecast valid until: **1-Apr-2023 21:00**

This is a trial avalanche forecasting service run by non-professional volunteers from Gudauri, supported remotely by experienced avalanche forecasters. The information presented here may sometimes be incomplete or inaccurate - do not only rely on this forecast in your safety decisions.

**Forecaster:** Petr Zherdev (Snowlab)

## High Alpine

> 2600m

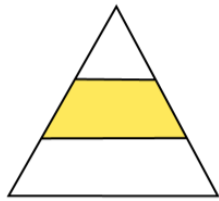


**2** Moderate

Heightened avalanche conditions on specific terrain features. Evaluate snow and terrain carefully; identify features of concern.

## Alpine

2000m - 2600m

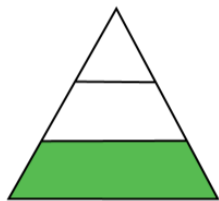


**2** Moderate

Heightened avalanche conditions on specific terrain features. Evaluate snow and terrain carefully; identify features of concern.

## Sub Alpine

< 2000m



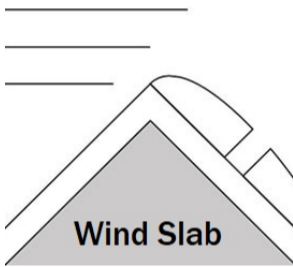
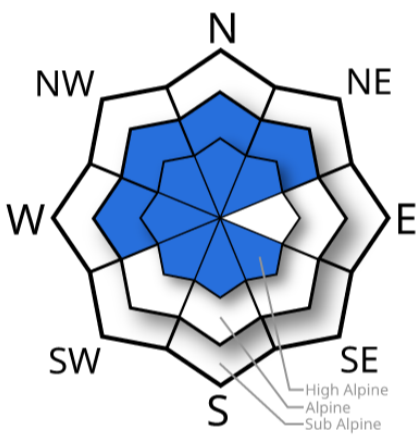
**1** Low

Generally safe avalanche conditions. Watch for unstable snow on isolated terrain features.

## Avalanche Problems

### Wind Slab

*A cohesive layer of snow (a slab) formed by the wind drifted snow.*

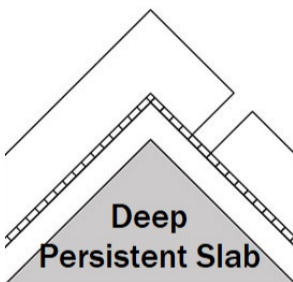
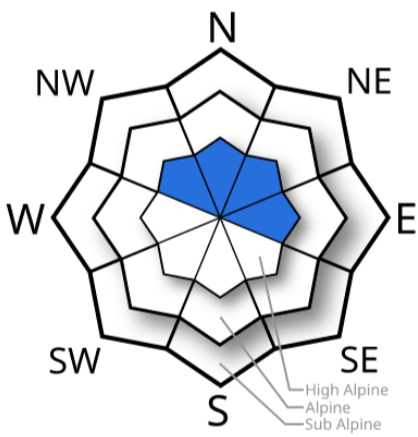


The storm on the 29th-30th built slabs that could be up to 1 metre deep on the North half, and winds have now swung to the North so new smaller slabs are building on S slopes in the high alpine, with 15-20 cm of new snow from the 31st being moved. Slabs will be more likely found around ridges but could also be found lower down the slope. Watch out for areas that look 'fat', or where the snow feels harder, hollow and drum-like. It may be difficult to identify these under a layer of fresh snow.

Likelihood	Avalanche Size	Time of Day	Trend
Possible	2	All day	No change

### Deep Slab

*A weak layer, usually at or near the base of the snowpack, that resists bonding to an overlying slab over an extended time period.*



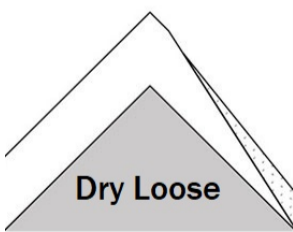
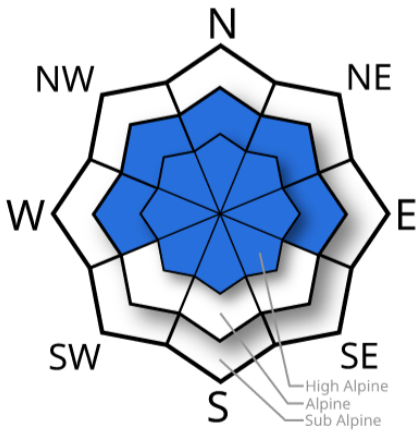
The persistent weak basal layer might still be triggered in high alpine areas, particularly in steep areas with a shallow (thin) snowpack or around rocks, where the weight of one or more riders, a hard turn or jump, or a small avalanche could break the slab above.

Likelihood	Avalanche Size	Time of Day	Trend
Unlikely	3	All day	No change

### Loose Dry

*A type of loose snow avalanche composed of dry snow.*

Fresh 31.03 snowfall and continued cold temperatures have created conditions for dry loose avalanches on steep terrain.



Likelihood	Avalanche Size	Time of Day	Trend
Likely	1	All day	No change

## Recent Avalanches and Snowpack

Big (size 2-3) slab reported 30th March, Sadzele lower peak, 3200m, N aspect. Skier triggered windslab Size 1.5 28th March Kobi saddle 2900m NW aspect. Multiple small dry loose avalanches on NW through to NE aspects in high alpine on lee aspects 31st March. The snowpack still has a weak layer of crystallised snow at the ground in some places, at higher elevations from NW through to E aspects. Above this are strong layers of windpacked, moist and re-frozen snow with no concerning weaknesses reported. A total of 30 - 40 cm of new snow accumulated after March 29-30 storm, and much of this has been distributed to NE, N and NW aspects at upper elevations.

## Weather Forecast

April 1st:  
 Cloudy with temperatures from -8C in the morning to around 0C around noon.  
 No significant precipitation is forecasted.  
 Light northerly winds in the morning.