



Gudauri



Long awaited bluebird day with some fresh snow at higher elevations. As such conditions in the high alpine may be tempting to go big, one have to remember that best and untracked snow is now mostly accumulated on slopes that make up complex terrain with all it's natural hazards. With current sunny conditions loose wet avalanches might be especially likely on steep and/or rocky slopes of high solar aspects.

Forecast issued at: **27-Mar-2023 23:00**
 Forecast valid until: **28-Mar-2023 23:00**

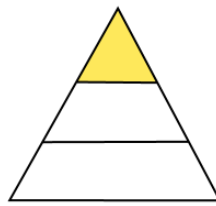
This is a trial avalanche forecasting service run by non-professional volunteers from Gudauri, supported remotely by experienced avalanche forecasters. The information presented here may sometimes be incomplete or inaccurate - do not only rely on this forecast in your safety decisions.

Forecaster: Petr Zherdev (Snowlab)

Forecast Area

©Seznam.cz 2023

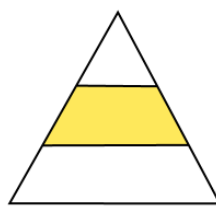
High Alpine
 > 2600m



2 Moderate

Heightened avalanche conditions on specific terrain features. Evaluate snow and terrain carefully; identify features of concern.

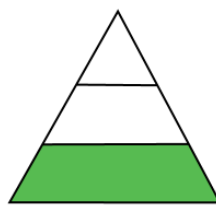
Alpine
 2000m - 2600m



2 Moderate

Heightened avalanche conditions on specific terrain features. Evaluate snow and terrain carefully; identify features of concern.

Sub Alpine
 < 2000m

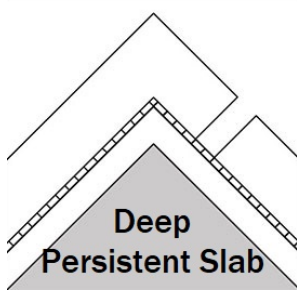
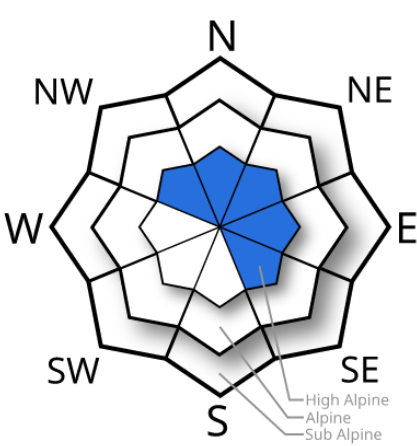


1 Low

Generally safe avalanche conditions. Watch for unstable snow on isolated terrain features.

Avalanche Problems

Deep Slab

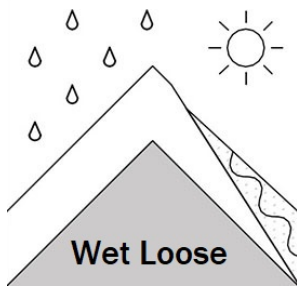
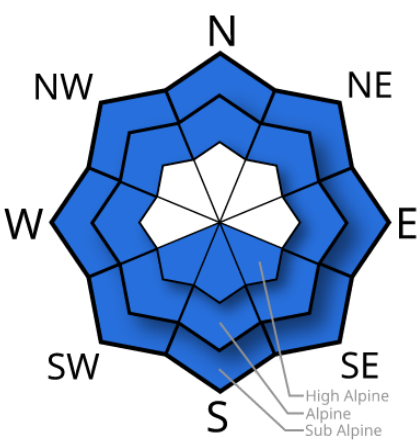


A weak layer, usually at or near the base of the snowpack, that resists bonding to an overlying slab over an extended time period.

In some areas (esp. areas with shallower snowpack) in the high alpine the basal weak layer remains reactive to skiers, exactly where lower temperatures preserved the snow in better conditions for riders. Triggering an avalanche on this layer is less likely than before, but when it does release, the avalanche will be big (size 3)

Likelihood	Avalanche Size	Time of Day	Trend
Possible	3	All day	No change

Loose Wet

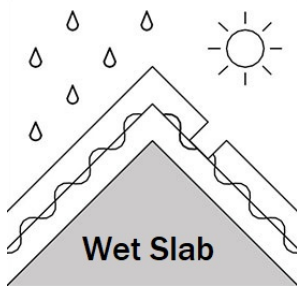
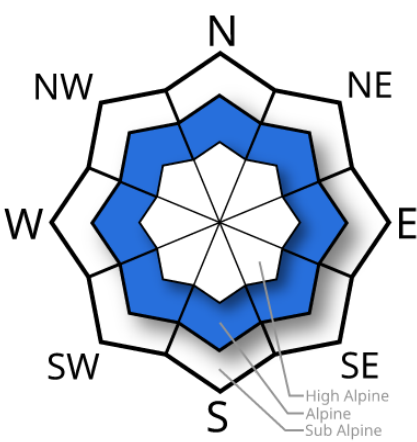


A type of loose snow avalanche composed of wet or moist snow.

With warm temperatures and a moist to wet snowpack reaching into the high alpine loose wet avalanches can occur naturally or can be triggered by a single skier. Now, during the sunny day, this is particularly likely on sun-exposed aspects (SW, S, SE), steep slopes and around rocky areas. These wet loose avalanches may also trigger wet slab avalanches.

Likelihood	Avalanche Size	Time of Day	Trend
Possible	2	All day	No change

Wet Slab



A thick cohesive slab of snow losing its bond to a weaker layer after becoming damp, moist, or saturated with water.

With continued warm temperatures and almost constant raining at elevations up to 2300 meters during recent days wet slabs remain possible in isolated places, especially where the snowpack is wet to the bottom.

Likelihood	Avalanche Size	Time of Day	Trend
Possible	2	All day	No change

Recent Avalanches and Snowpack

Fresh snow reported above 2500 meters with total accumulation of around 15 cm. in the resort area (possibly more at higher elevations but no obs have been made due to lack of visibility).

Snowpack below 2500 meters is heavily saturated with water due to recent heavy rain.

Things to still keep in mind:

Kudebi, 2990m, N aspect - "whumpfung" in shallower 110 - 170 cm snowpack.

Sadzele main peak, S slopes (high alpine), Lomisi ridge N slopes (sub alpine and alpine) - several small loose wet avalanches.

Southern slopes around resort at elevation below 2500 meters are moist/wet to ground and are melting away rapidly.

Weather Forecast

Tuesday 28 of March:

Sunny with some clouds and temps rising from -2C in the morning to 4C at 2300 meters.

Light (possibly moderate) wind shifting from NW to SE throughout the day.